



Furniture Catalogue

VOL 17 2022

WWW.NUFX.COM.AU

WORKSTATIONS - FURNITURE - SEATING - STORAGE - ACCESSORIES

NUFX

ECO SLIDE ON SCREEN - EPS60 BK


Specifications :

Overall Size	300H x 650W x 27T
--------------	-------------------

Features :

- Slide on divider screen
- Pinnable surface
- Polyester eco friendly fibre
- Compatible with Deluxe rapid infinity, Rapid infinity, Rapid span, Rapid worker, Rapid vibe and Rapid manager ranges

Finishes :



Black

Certifications :



ECO PANEL SCREEN

Specifications :

Size Options	• EPS098 BK - 890W x 300H
	• EPS119 BK - 1190W x 300H
	• EPS149 BK - 1490W x 300H
Thickness	27mm

Features :

- Desk mounted screen with screw plate fixing
- Pinnable surface
- Polyester eco friendly fibre
- 3 clamps with 1490W size

Finishes :



Black / White clamps

Certifications :



CHAIR MATS


Specifications :

MAT S - Small Dimpled	915W x 1200D x 2T
MAT L - Large Dimpled	1150W x 1350D x 2T
MAT SM S - Small Smooth	915W x 1200D x 2T
MAT SM L - Large Smooth	1150W x 1350D x 2T

Features :

- Use smooth for hard floors
- Dimpled mats for low pile carpet floors
- Tested for fire retardancy

Finish :



Clear

Certifications :



ACOUSTIC SCREEN


Specifications :

Size Options	• A1515 - 1500W x 1500H
	• A1518 - 1500W x 1800H
	• A1815 - 1800W x 1500H
	• A1818 - 1800W x 1800H
Thickness	50mm

Features :

- Free standing dividing office panels
- Pinnable fabric with black pvc edging
- Silver freestanding feet

Finishes :



UTILITY TROLLEY - TR3

Specifications :

Overall Size	900H x 800W x 600D
Weight Rating	100kg

Features :

- Utility trolley
- 3 tiers of storage space
- Castor wheels for ease of movement
- Strong, sturdy frame

Finishes :



Ironstone

Certifications :



CORNER LOZENGE

Specifications :

Overall Size	250W x 480D
Height Options	• LOZENGE25 - 25mm H
	• LOZENGE33 - 33mm H

Features :

- Converts desk and return to a corner workstation
- Adds diagonal for user to sit at
- Fits 25mm or 33mm deep melamine tops

Finishes :



Graphite

Certifications :



GO STEEL SLIMLINE MOBILE PED - GSP3

Specifications :

Overall Size 610H x 300W x 472D

Features :

- Slimline for smaller workstations
- Lockable - Supplied with 2 keys
- Stores foolscap files side to side
- Flush drawer front
- Ball bearing runners
- Fifth wheel for stability
- Keyed alike locks available for extra

Finishes :



Certifications :



GO STEEL MOBILE PEDESTAL - GMP3

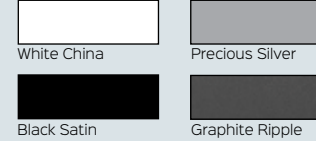
Specifications :

Overall Size 610H x 460W x 472D

Features :

- For larger workstations
- Lockable - Supplied with 2 keys
- Stores foolscap files back to front
- Flush drawer front
- Full extension ball bearing runners
- Fifth wheel for stability
- Keyed alike locks available for extra

Finishes :



Certifications :



GO STEEL MOBILE CADDY - GCAD

Specifications :

Overall Size 570H x 1050W x 460D

Features :

- Full flush front
- Lockable mobile pedestal
- Tambour door section with centre shelf
- Ideal for hot desks or as desk return
- GCAD L - Tambour door on left hand side
- GCAD R - Tambour door on right hand side
- Seat pad available

Finishes :



Certifications :



ETERNITY SLIMLINE MOBILE PED - EMP3 WB

Specifications :

Overall Size 580H x 300W x 535D

Features :

- Stylish curved corners
- Slimline for smaller workstation
- Powdercoated steel mobile pedestal
- 2 personal drawers and 1 file drawer
- Fifth wheel for stability and anti-tilt
- Lockable - Supplied with 2 keys

Finishes :



Certifications :



GO STEEL FILING CABINET

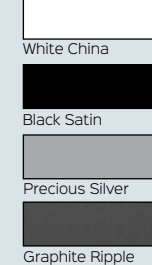
Specifications :

Size	460mm W x 620mm D
Options	<ul style="list-style-type: none"> • GFCA2 - 2 drawer, 705mm H • GFCA3 - 3 drawer - 1016mm H • GFCA4 - 4 drawer - 1321mm H

Features :

- Lockable - Supplied with 2 keys
- Heavy duty and Fully riveted
- Ball bearing runners
- 40kg weight capacity per drawer

Finishes :



Certifications :



GO STEEL LATERAL FILING CABINET

Specifications :

Size	900mm W x 473mm D
Height	<ul style="list-style-type: none"> • GLF2 - 2 drawer - 705mm • GLF3 - 3 drawer - 1016mm • GLF4 - 4 drawer - 1321mm

Features :

- Lockable - Supplied with 2 keys
- Riveted construction for extra strength
- Heavy duty and Anti-tilt
- 2 rows of folders per drawer

Finishes :



Certifications :



STEEL STORAGE

OFFICE LOCKER - OFL138 WC

Specifications :

Overall Size 1375H x 800W x 486D

Finishes :



White China

Features :

- Space efficient storage system for offices
- 6 lockable individual compartments per unit
- Removable shelf per locker
- Mail slot on each door
- Name holder fitted to each door
- 4 easy adjustable levelling feet
- Unit finished in powdercoat

Certifications :




*2 Units shown

GO STEEL CUPBOARD

Specifications :

Size	910mm W x 450mm D
Height	• GCA10 - 2 shelves - 1015mm
Options	• GCA18 - 3 shelves - 1830mm
	• GCA20 - 4 shelves - 2000mm

Finishes :



White China

Silver Grey

Graphite Ripple

Features :

- GO steel flush lock cupboard
- Supplied with 2 keys
- GCWSG Shelf and coat rail as optional extra for use in cupboard

Certifications :



*White China

*Graphite Ripple

*Graphite Ripple

GO STEEL WARDROBE - GWA18

Specifications :

Overall Size 1830H x 910W x 450D

Finishes :



Silver Grey

Features :

- Lockable GO steel swing door wardrobe
- Hanging rail and 3 shelves
- 4 separate storage compartments
- Fully lockable
- Supplied with 2 keys

Certifications :



TAMBOUR DOOR CUPBOARD

Specifications :

Size Options	• GTD109 - 1016H x 900W
	• GTD129 - 1200H x 900W
	• GTD199 - 1981H x 900W
	• GTD1012 - 1016H x 1200W
	• GTD1212 - 1200H x 1200W
	• GTD1912 - 1981H x 1200W
Depth	473mm

Finishes :



White China

Black

Certifications :



Features :

- Tambour door cupboards for storage
- Easy glide track
- Magnetic anti slam rail keeps doors closed
- Fully riveted for extra strength
- 40kg weight rating per shelf
- Fully Lockable with 2 keys supplies (master series)
- Adjustable feet for leveling
- Tambour door cupboard unit only, shelves sold separately
- Optional extra shelves and range of accessories available

* White China, 1981H x 1200W

* White China, 1981H x 900W



* Black, 1200H x 1200W

* White China, 1016H x 900W



SHELVING UNIT - GSC9422

Specifications :

Overall Size 2200H x 910W x 400D

Finishes :



Silver Grey

Features :

- Flat packed
- Clip together easy to assemble
- Includes 5 adjustable shelves
- In silver grey finish only
- 40kg weight rating per shelf

Certifications :



PLANTER BOX

Specifications :

Width	• PB900 - Suits 900mm W unit
Options	• PB1200 - Suits 1200mm W unit
Size	230mm H x 473mm D

Features :

- Space for 3 x 200mm plant pots (**plants and pots not included**)
- Incorporated drip tray
- Use on top of tambour door cupboards or lateral filing cabinets

Finishes :



Certifications :



PLAIN SHELF

Specifications :

Width	• GTD900 - Suits 900mm W unit
Options	• GTD1200 - Suits 1200mm W unit
Size	470mm D x 30mm T

Features :

- Standard shelf to use with Tambour door cupboards
- Easy to install - Clips supplied
- Easy to adjust to different heights

Finishes :



Certifications :



PULL OUT SHELF

Specifications :

Width	GG09PS - Suits 900mm W unit
Options	GG12PS - Suits 1200mm W unit
Size	470mm D x 30mm T

Features :

- Pull out shelf for use in tambour door cupboard units
- Shelf slides out for easy operation to find or work on files

Finishes :



Certifications :



ROLL OUT FILING FRAME

Specifications :

Width	• GG09FF - 750mm width for 900mm wide unit - can take 1 row of foolscap folders
Options	• GG12FF - 1050mm width for 1200mm wide unit - can take 2 rows of foolscap folders

Features :

- Store foolscap folders and roll out for easy access to files

Finishes :



Certifications :




SLOTTED SHELF AND DIVIDERS

Specifications :

Shelf Options	• GG09SLOT - Suits 900mm W unit • GG12SLOT - Suits 1200mm W unit
Dividers	GS7D - pack of 5 slotted shelf dividers

Finishes :



Certifications :



Features :

- Slotted shelf for use in tambour door cupboards
- Accepts separate slotted shelf dividers
- Rear support for dividers
- Reinforced shelf for heavy duty durability and stability
- Great for dividing documents and folders
- Holds folders vertically



MOBILE STORAGE

Space efficient method of bulk storage with base mounted false floor, easy to level with adjustable feet.

Lockable Mobile shelving unit available in 2 different widths and 4, 6 or 8 bay configuration.

Add on extra double bays or additional shelves in both widths at anytime, to extend size and storage capacity of mobile shelving unit.

White powdercoated finish to unit for modern style with charcoal grey base.



4 BAY MOBILE SHELVING

Specifications :

Width	• RMS4900 - 980mm • RMS41200 - 1280mm
Length	2670mm
Height	2150mm
Shelf Capacity	110kg per shelf

Finishes :



6 BAY MOBILE SHELVING

Specifications :

Width	• RMS6900 - 980mm • RMS61200 - 1280mm
Length	3560mm
Height	2150mm
Shelf Capacity	110kg per shelf

Finishes :



8 BAY MOBILE SHELVING

Specifications :

Width	• RMS8900 - 980mm • RMS81200 - 1280mm
Length	4450mm
Height	2150mm
Shelf Capacity	110kg per shelf

Finishes :



Melamine lockers offer a personal storage solution that blends into your space. Use in both office and educational applications. Each locker includes 2 x keys per lock.

Various internal features in each compartment. Moisture resistant melamine and MDF doors with soft close hinges, and adjustable levelling feet to each unit.

Finish Options :



Certifications :




SINGLE LOCKER - WRML-305/1	2 DOOR LOCKER - WRML-305/2	3 DOOR LOCKER - WRML-305/3	4 DOOR LOCKER - WRML-305/4	STEP DOOR - SDWRML380/2
<p>Specifications :</p> <p>Overall Size 1850H x 305W x 455D</p> <p>Features :</p> <ul style="list-style-type: none">• MR Melamine carcass• MDF doors• Soft close hinges• Adjustable leveling feet• 1 x Hat shelf, 1 x hanging rail• Includes 2 x keys per lock• Digital Lock option for extra	<p>Specifications :</p> <p>Overall Size 1850H x 305W x 455D</p> <p>Features :</p> <ul style="list-style-type: none">• MR Melamine carcass• MDF doors• Soft close hinges• Adjustable leveling feet• 1 x hanging rail per compartment• Includes 2 x keys per lock• Digital Lock option for extra	<p>Specifications :</p> <p>Overall Size 1850H x 305W x 455D</p> <p>Features :</p> <ul style="list-style-type: none">• MR Melamine carcass• MDF doors• Soft close hinges• Adjustable leveling feet• 3 x Locker compartments• Includes 2 x keys per locker• Digital Lock option for extra	<p>Specifications :</p> <p>Overall Size 1850H x 305W x 455D</p> <p>Features :</p> <ul style="list-style-type: none">• MR Melamine carcass• MDF doors• Soft close hinges• Adjustable leveling feet• 4 x Locker compartments• Includes 2 x keys per locker• Digital Lock option for extra	<p>Specifications :</p> <p>Overall Size 1850H x 380W x 455D</p> <p>Features :</p> <ul style="list-style-type: none">• MR Melamine carcass• MDF doors• Soft close hinges• Adjustable leveling feet• 1 x hanging rail per compartment• Includes 2 x keys per lock• Digital Lock option for extra



STEEL LOCKERS

Steel lockers offer an easy way to store personal belongings. Includes 2 keys supplied per locker compartment. Choose from single, 2 or 4 door options to suit your requirements, or a step locker which provides 2 hanging spaces.

Finish Options :



White China
(305W units only)



Silver Grey
(305W & 380W units)



SINGLE DOOR LOCKER

Specifications :

Width Options	<ul style="list-style-type: none"> • GL305/1 - 305mm • GL380/1 - 380mm
Size	1830mm H x 455mm D

Features :

- Riveted construction for extra strength
- Vented doors for ventilation
- 1 x hat shelf, 1 x coat rail storage
- Full length stiffeners fitted to each door for rigidity

2 DOOR LOCKER

Specifications :

Width Options	<ul style="list-style-type: none"> • GL305/2 - 305mm • GL380/2 - 380mm
Size	1830mm H x 455mm D

Features :

- Riveted construction for extra strength
- Vented doors for ventilation
- 1 x coat hook per compartment
- Full length stiffeners fitted to each door for rigidity

4 DOOR LOCKER

Specifications :

Width Options	<ul style="list-style-type: none"> • GL305/4 - 305mm • GL380/4 - 380mm
Size	1830mm H x 455mm D

Features :

- Riveted construction for extra strength
- Vented doors for ventilation
- Full length stiffeners fitted to each door for rigidity

STEP LOCKER - GSL380

Specifications :

Overall Size	1830H x 380W x 455D
--------------	---------------------

Features :

- Riveted construction for extra strength
- Vented doors for ventilation
- 1 x hanging rail per compartment
- Full length stiffeners fitted to each door for rigidity
- *Silver Grey finish only




LOCKER STAND

Specifications :

Width Options	<ul style="list-style-type: none"> • SB2305 - 610mm W for 2 lockers • SB3305 - 915mm W for 3 lockers
Size	455mm D x 150mm H

Finishes :



Silver

Features :

- Locker stand to bank 2 or 3 lockers
- Suitable for 305mm wide lockers only
- Silver powdercoated frame and black levelling feet
- Raise lockers off floor to allow for easy cleaning underneath and extra stability when joined together

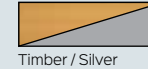


SEAT AND STAND

Specifications :

Width Options	<ul style="list-style-type: none"> • S+S2305 - 610mm W for 2 lockers • S+S3305 - 915mm W for 3 lockers
Size	700mm D x 350mm H

Finishes :



Timber / Silver

Features :

- Seat and stand to suit bank of 2 or 3 lockers
- Suitable for 305mm wide lockers
- Powdercoated frame and oak style seat
- Raise lockers off floor and add a bench seat in front for use in locker rooms, schools, gyms and other applications



BENCH SEAT - BS1000

Specifications :

Overall Size	400H x 1000W x 360D
--------------	---------------------

Finishes :



Timber / Silver

Features :

- Single sided bench seat
- Light oak style wood slats
- Silver coated frame
- Black levelling feet



SLOPING TOP

Specifications :

Width	• G12830 - for single 305mm W locker
Options	• G32830 - for bank of 3 x 305mm W lockers
Height	270mm



Features :

- Sloping top in silver grey
- Use with either a single locker or bank of 3 lockers
- Suitable for 305mm wide lockers only
- Neat and easy to clean 30° degree sloping top

Finishes :



Silver



DIGITAL LOCK

Specifications :


Size	95H x 38W x 60D
Options	<ul style="list-style-type: none"> • DIGIPRILOCK - Private lock programming • DIGIPUBLOCK - Public lock programming



Features :

- Digital keypad code lock to be used with steel or melamine lockers as optional extra
- Public or private lock programming
- Use with both steel or melamine lockers
- ***batteries not included***

Finishes :



Black



BUTTERFLY LOCK - BUTTERFLY

Specifications :

Padlock Requirements	Suitable for use with padlock shafts 6mm-8mm and shackle 25mm-30mm
----------------------	--



Features :

- Butterfly lock for use with all GO Steel lockers to enable padlock facility on doors (padlock not included)
- Supplied fitted to lockers when ordered simultaneously

Finishes :



Chrome





NuFX